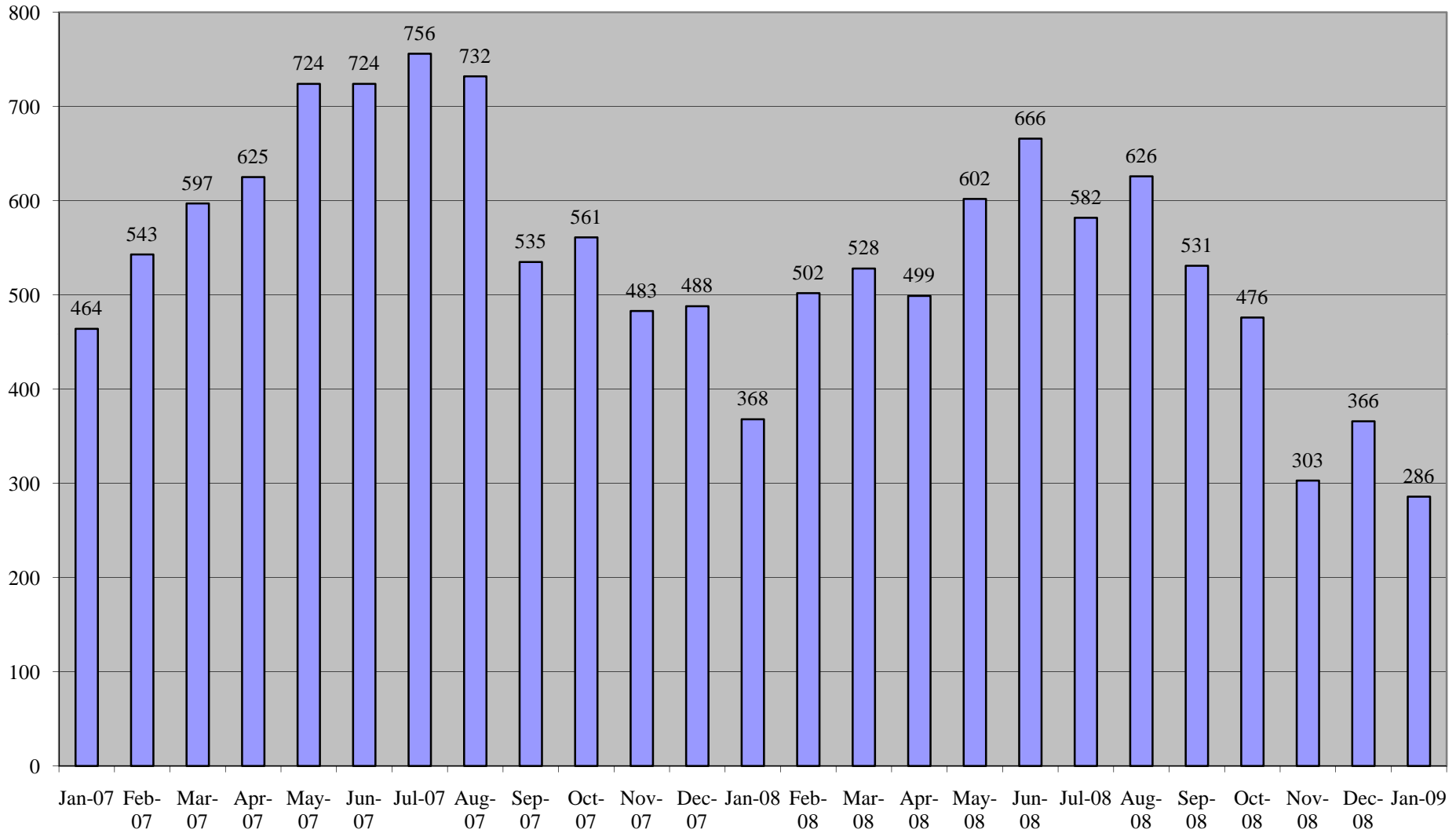


**Triad MLS Home Sales Reports Comparisons by Year**  
(Total Units Sold)

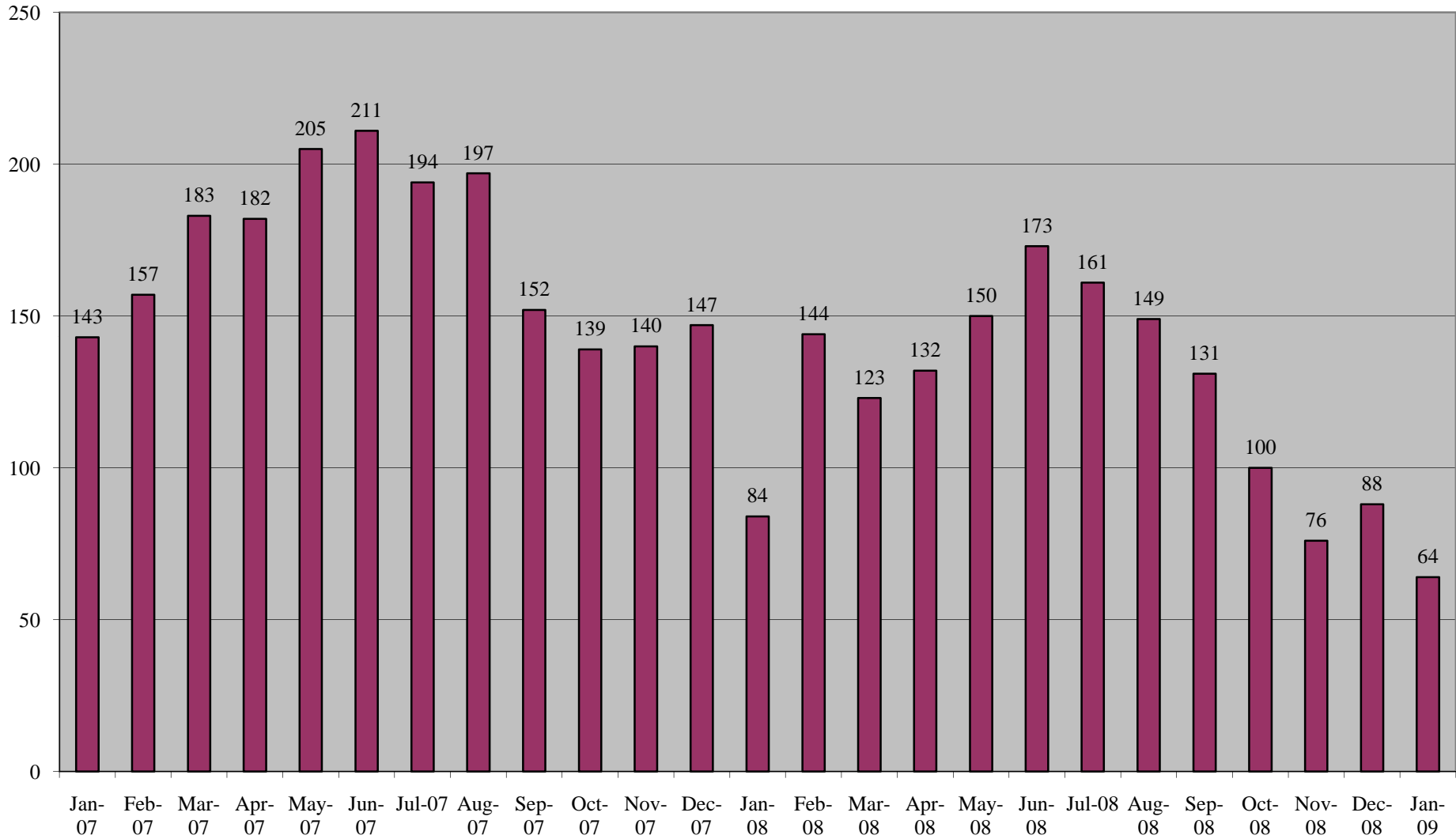
	<b>%Change from Same</b>			<b>%Change from Same</b>			<b>%Change from Same</b>			<b>%Change from Same</b>	
	<b>GRRR</b>	<b>Month Previous Year</b>		<b>HPRAR</b>	<b>Month Previous Year</b>		<b>WSRAR</b>	<b>Month Previous Year</b>		<b>TRIAD</b>	<b>Month Previous Year</b>
<b>Jan-07</b>	464	1.06	<b>Jan-07</b>	143	1.17	<b>Jan-07</b>	406	1.02	<b>Jan-07</b>	1013	1.06
<b>Feb-07</b>	543	1.11	<b>Feb-07</b>	157	0.91	<b>Feb-07</b>	500	1.02	<b>Feb-07</b>	1200	1.05
<b>Mar-07</b>	597	0.92	<b>Mar-07</b>	183	0.80	<b>Mar-07</b>	655	0.97	<b>Mar-07</b>	1435	0.92
<b>Apr-07</b>	625	0.98	<b>Apr-07</b>	182	0.91	<b>Apr-07</b>	659	1.09	<b>Apr-07</b>	1466	1.02
<b>May-07</b>	724	0.94	<b>May-07</b>	205	0.86	<b>May-07</b>	725	0.96	<b>May-07</b>	1654	0.93
<b>Jun-07</b>	724	0.80	<b>Jun-07</b>	211	0.77	<b>Jun-07</b>	806	0.94	<b>Jun-07</b>	1741	0.86
<b>Jul-07</b>	756	1.00	<b>Jul-07</b>	194	1.03	<b>Jul-07</b>	671	1.09	<b>Jul-07</b>	1621	1.07
<b>Aug-07</b>	732	0.93	<b>Aug-07</b>	197	0.95	<b>Aug-07</b>	719	1.00	<b>Aug-07</b>	1648	0.96
<b>Sep-07</b>	535	0.78	<b>Sep-07</b>	152	0.66	<b>Sep-07</b>	455	0.68	<b>Sep-07</b>	1142	0.72
<b>Oct-07</b>	561	0.93	<b>Oct-07</b>	139	0.77	<b>Oct-07</b>	539	0.89	<b>Oct-07</b>	1239	0.89
<b>Nov-07</b>	483	0.90	<b>Nov-07</b>	140	0.80	<b>Nov-07</b>	497	0.93	<b>Nov-07</b>	1120	0.90
<b>Dec-07</b>	488	0.85	<b>Dec-07</b>	147	0.82	<b>Dec-07</b>	467	0.85	<b>Dec-07</b>	1102	0.84
<b>Jan-08</b>	368	0.79	<b>Jan-08</b>	84	0.59	<b>Jan-08</b>	349	0.86	<b>Jan-08</b>	801	0.79
<b>Feb-08</b>	502	0.92	<b>Feb-08</b>	144	0.92	<b>Feb-08</b>	432	0.86	<b>Feb-08</b>	1078	0.90
<b>Mar-08</b>	528	0.88	<b>Mar-08</b>	123	0.67	<b>Mar-08</b>	456	0.70	<b>Mar-08</b>	1107	0.77
<b>Apr-08</b>	499	0.80	<b>Apr-08</b>	132	0.73	<b>Apr-08</b>	497	0.75	<b>Apr-08</b>	1128	0.77
<b>May-08</b>	602	0.83	<b>May-08</b>	150	0.73	<b>May-08</b>	543	0.75	<b>May-08</b>	1295	0.78
<b>Jun-08</b>	666	0.92	<b>Jun-08</b>	173	0.82	<b>Jun-08</b>	593	0.74	<b>Jun-08</b>	1432	0.82
<b>Jul-08</b>	582	0.77	<b>Jul-08</b>	161	0.83	<b>Jul-08</b>	561	0.84	<b>Jul-08</b>	1304	0.80
<b>Aug-08</b>	626	0.86	<b>Aug-08</b>	149	0.76	<b>Aug-08</b>	558	0.78	<b>Aug-08</b>	1333	0.81
<b>Sep-08</b>	531	0.99	<b>Sep-08</b>	131	0.86	<b>Sep-08</b>	495	1.09	<b>Sep-08</b>	1157	1.01
<b>Oct-08</b>	476	0.85	<b>Oct-08</b>	100	0.72	<b>Oct-08</b>	354	0.66	<b>Oct-08</b>	931	0.75
<b>Nov-08</b>	303	0.63	<b>Nov-08</b>	76	0.54	<b>Nov-08</b>	317	0.64	<b>Nov-08</b>	696	0.62
<b>Dec-08</b>	366	0.75	<b>Dec-08</b>	88	0.60	<b>Dec-08</b>	326	0.70	<b>Dec-08</b>	780	0.71

### GRR Home Sales by Units Sold

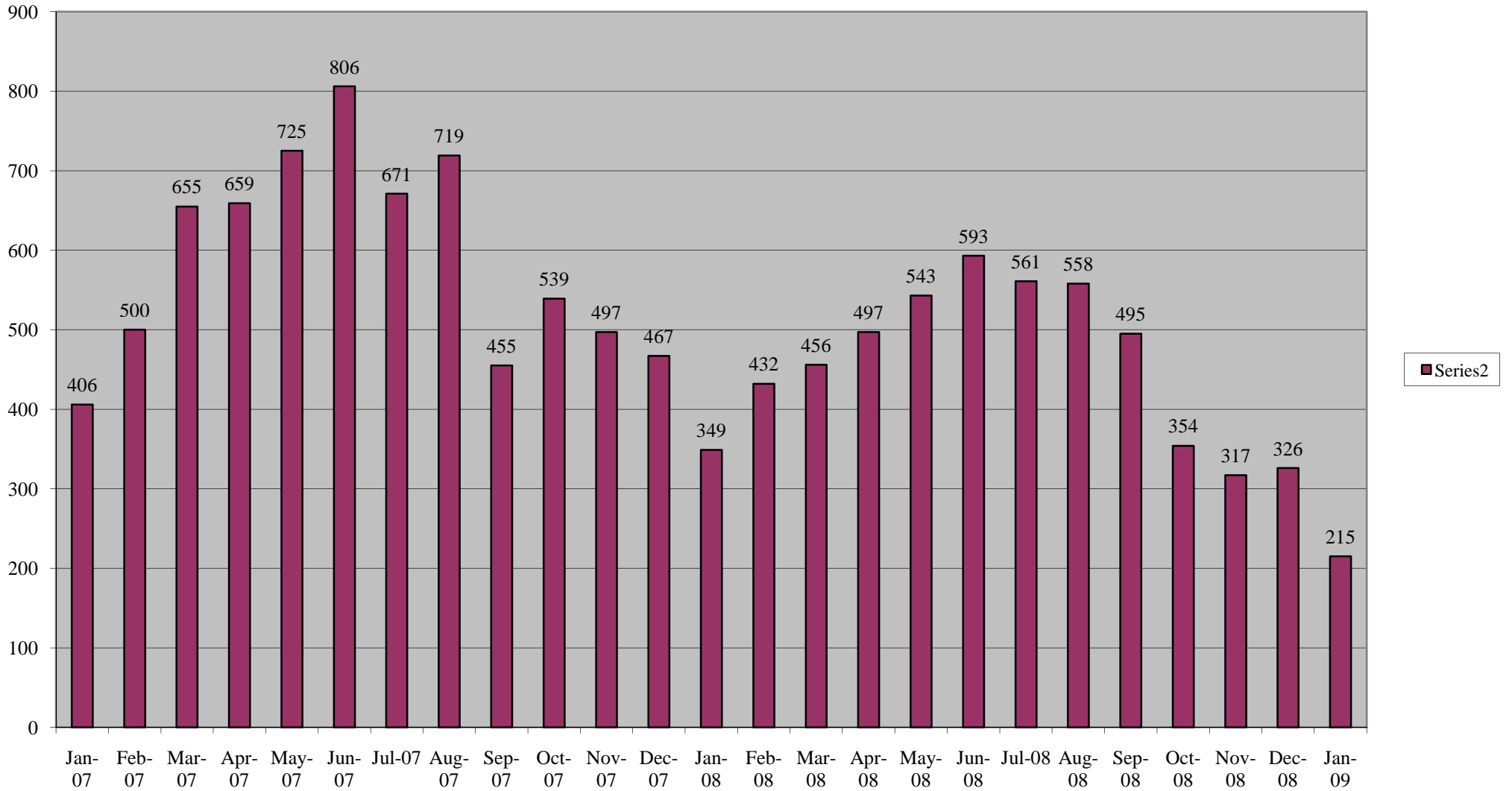


Series1

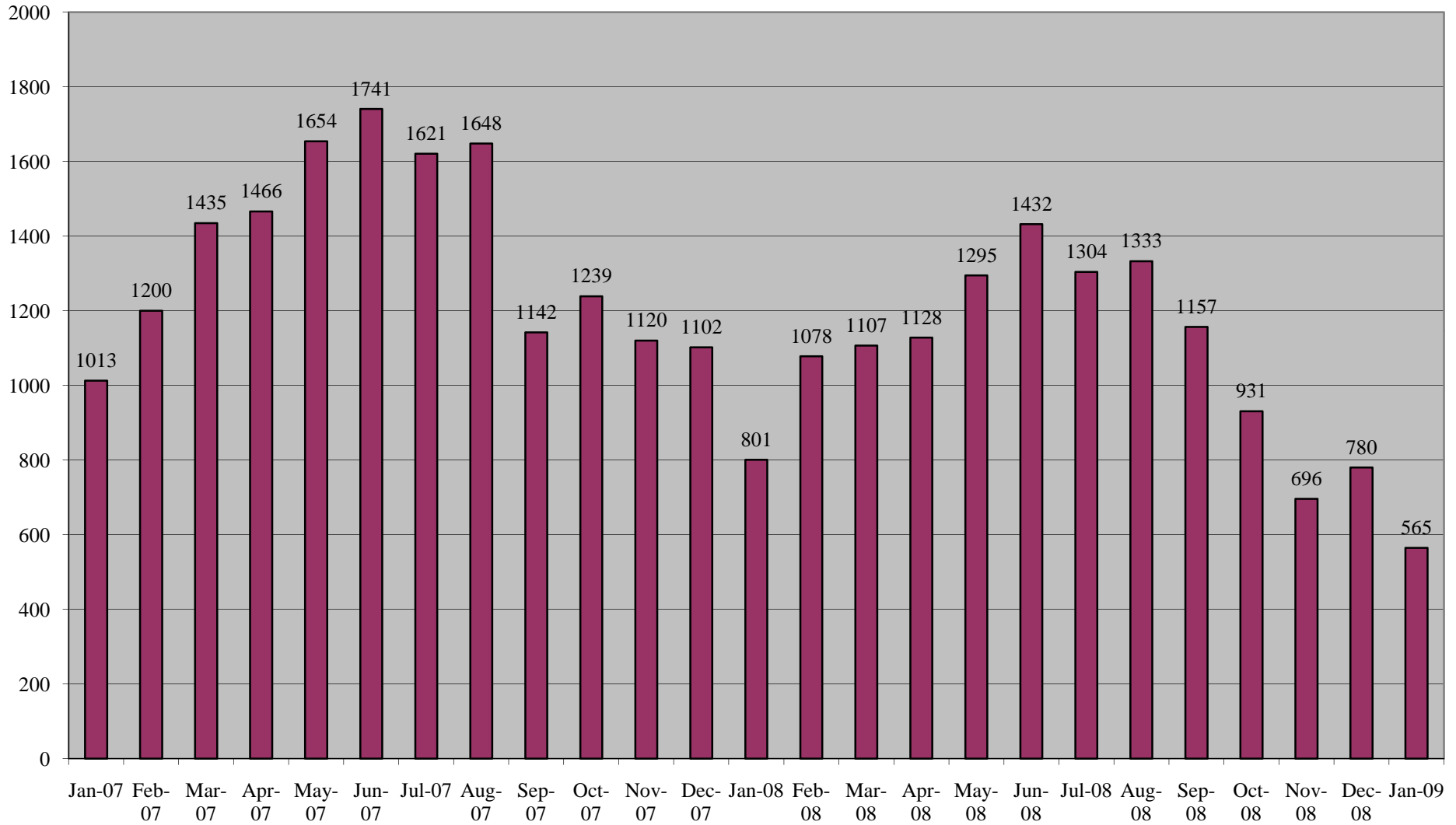
### HPRAR Units Sold



### WSRAR Units Sold



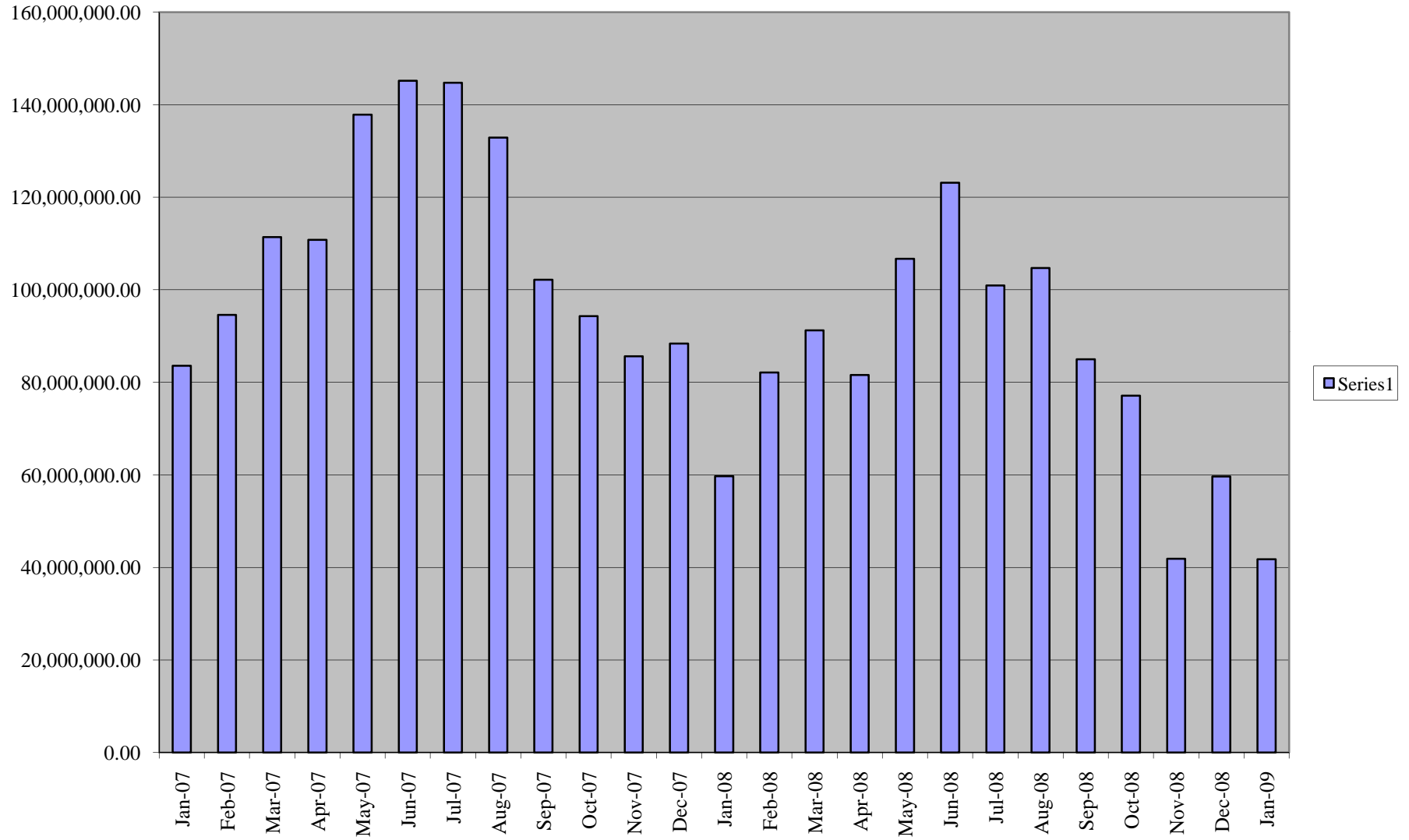
### TRIAD Units Sold



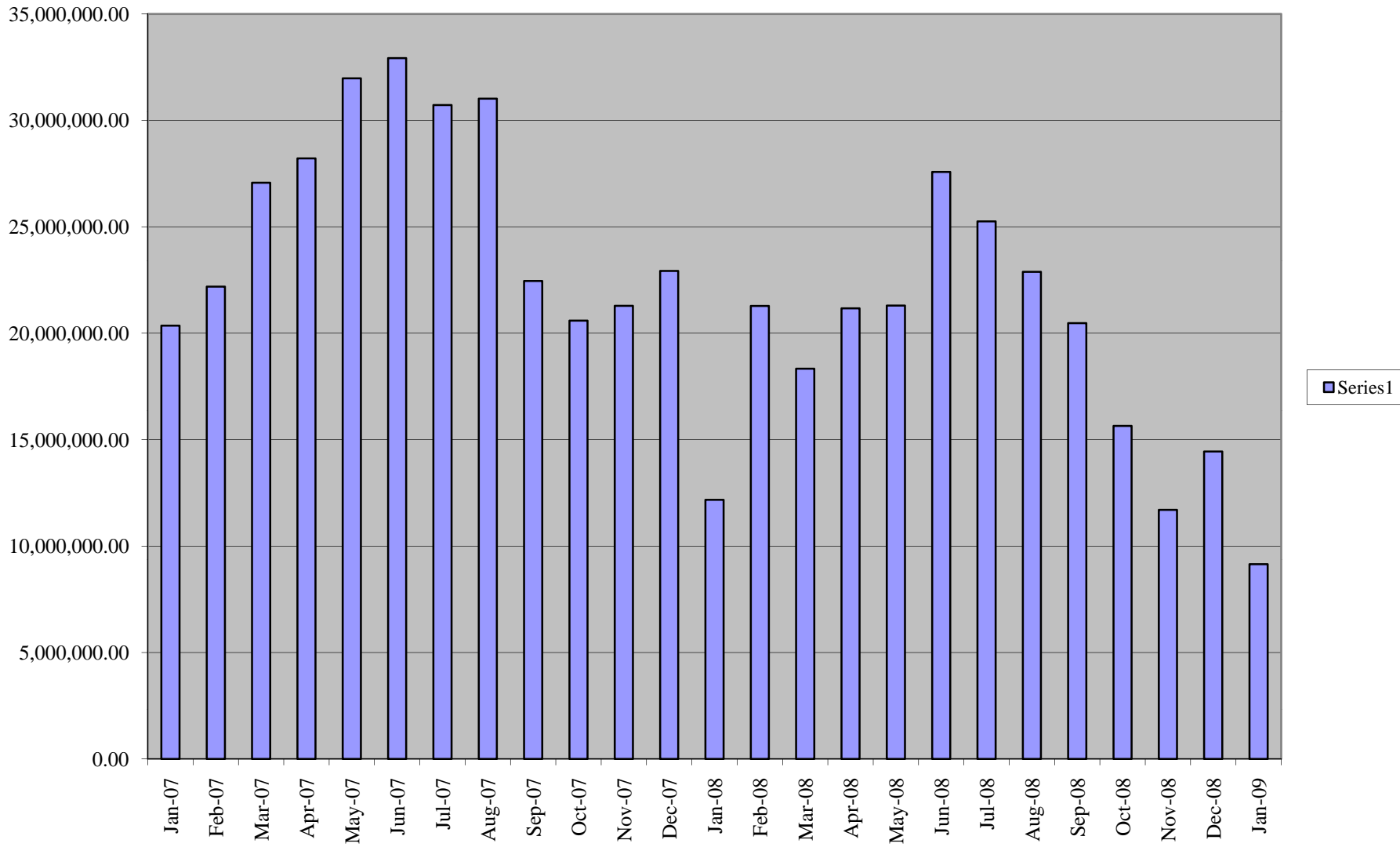
**Triad MLS Home Sales Reports Comparisons by Year**  
(Total Dollar Volume)

<u>GRRR</u>		<u>%Change from Same Month Previous Year</u>	<u>HPRAR</u>		<u>%Change from Same Month Previous Year</u>	<u>WSRAR</u>		<u>%Change from Same Month Previous Year</u>	<u>TRIAD</u>		<u>%Change from Same Month Previous Year</u>
Jan-07	83,561,415.00		Jan-07	20,356,674.00		Jan-07	74,845,307.00		Jan-07	178,763,396.00	
Feb-07	94,594,343.00	1.19	Feb-07	22,191,612.00	0.86	Feb-07	85,770,077.00	1.05	Feb-07	202,556,032.00	1.08
Mar-07	111,398,928.00	0.95	Mar-07	27,068,093.00	0.74	Mar-07	115,853,508.00	1.01	Mar-07	254,320,529.00	0.95
Apr-07	110,806,305.00	0.98	Apr-07	28,215,579.00	0.97	Apr-07	120,112,531.00	1.14	Apr-07	259,134,415.00	1.05
May-07	137,835,291.00	0.98	May-07	31,973,532.00	0.85	May-07	134,789,932.00	1.01	May-07	304,598,755.00	0.98
Jun-07	145,204,959.00	0.82	Jun-07	32,927,689.00	0.78	Jun-07	158,936,337.00	0.98	Jun-07	337,068,985.00	0.88
Jul-07	144,759,236.00	1.05	Jul-07	30,721,773.00	1.04	Jul-07	135,306,813.00	1.25	Jul-07	310,787,822.00	1.16
Aug-07	132,887,583.00	0.93	Aug-07	31,020,871.00	0.94	Aug-07	138,363,456.00	1.05	Aug-07	302,271,910.00	0.98
Sep-07	102,151,816.00	0.83	Sep-07	22,454,156.00	0.65	Sep-07	80,009,013.00	0.66	Sep-07	204,614,985.00	0.73
Oct-07	94,321,836.00	0.86	Oct-07	20,594,324.00	0.69	Oct-07	98,230,510.00	0.84	Oct-07	213,146,670.00	0.83
Nov-07	85,625,594.00	0.84	Nov-07	21,285,162.00	0.76	Nov-07	89,242,422.00	0.94	Nov-07	196,153,178.00	0.87
Dec-07	88,355,699.00	0.85	Dec-07	22,926,719.00	0.76	Dec-07	89,492,795.00	0.87	Dec-07	200,775,213.00	0.85
Jan-08	59,725,275.00	0.71	Jan-08	12,172,703.00	0.60	Jan-08	61,160,799.00	0.82	Jan-08	133,058,777.00	0.74
Feb-08	82,106,721.00	0.87	Feb-08	21,279,415.00	0.96	Feb-08	78,575,268.00	0.92	Feb-08	181,961,404.00	0.90
Mar-08	91,230,098.00	0.82	Mar-08	18,332,898.00	0.68	Mar-08	77,575,141.00	0.67	Mar-08	187,138,137.00	0.74
Apr-08	81,580,361.00	0.74	Apr-08	21,172,272.00	0.75	Apr-08	88,171,038.00	0.73	Apr-08	190,923,671.00	0.74
May-08	106,688,480.00	0.77	May-08	21,299,678.00	0.67	May-08	102,068,461.00	0.76	May-08	230,056,619.00	0.76
Jun-08	123,148,991.00	0.85	Jun-08	27,577,433.00	0.84	Jun-08	113,941,762.00	0.72	Jun-08	264,668,186.00	0.79
Jul-08	100,931,740.00	0.70	Jul-08	25,252,872.00	0.82	Jul-08	101,527,995.00	0.75	Jul-08	227,712,607.00	0.73
Aug-08	104,722,041.00	0.79	Aug-08	22,882,513.00	0.74	Aug-08	102,622,696.00	0.74	Aug-08	230,227,250.00	0.76
Sep-08	85,005,733.00	0.83	Sep-08	20,475,615.00	0.91	Sep-08	84,138,637.00	1.05	Sep-08	189,619,985.00	0.93
Oct-08	77,101,608.00	0.82	Oct-08	15,643,172.00	0.76	Oct-08	59,620,268.00	0.61	Oct-08	154,315,048.00	0.72
Nov-08	41,895,664.00	0.49	Nov-08	11,700,614.00	0.55	Nov-08	60,470,396.00	0.68	Nov-08	114,066,674.00	0.58
Dec-08	59,633,576.00	0.67	Dec-08	14,445,656.00	0.63	Dec-08	53,362,520.00	0.60	Dec-08	127,447,652.00	0.63
Jan-09	41,791,231.00	0.70	Jan-09	9,150,672.00	0.75	Jan-09	34,456,569.00	0.56	Jan-09	85,398,472.00	0.64
Feb-09			Feb-09			Feb-09			Feb-09		
Mar-09			Mar-09			Mar-09			Mar-09		
Apr-09			Apr-09			Apr-09			Apr-09		
May-09			May-09			May-09			May-09		
Jun-09			Jun-09			Jun-09			Jun-09		
Jul-09			Jul-09			Jul-09			Jul-09		
Aug-09			Aug-09			Aug-09			Aug-09		
Sep-09			Sep-09			Sep-09			Sep-09		
Oct-09			Oct-09			Oct-09			Oct-09		
Nov-09			Nov-09			Nov-09			Nov-09		
Dec-09			Dec-09			Dec-09			Dec-09		

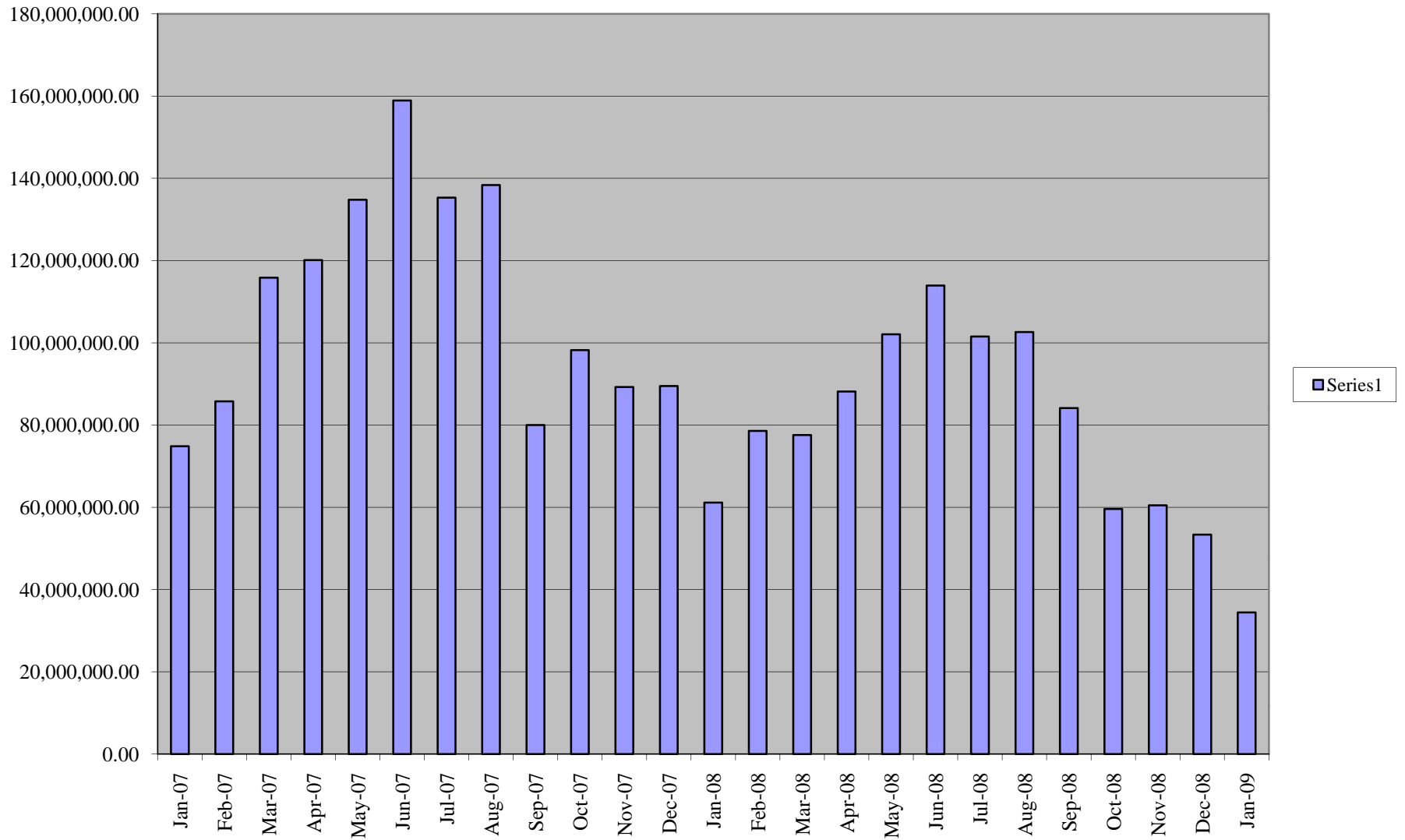
### GRRR Dollar Volume



### HPRAR Dollar Volume



# WSRAR Dollar Volume



# TRIAD Dollar Volume

